



# Pension Contribution Form

Updated 10/9/23




Pastor Name	Church Name
Effective Date	Church Mailing Address
Billing Email	Church City, State Zipcode


**Instructions:** Email the completed form to Teri Casson ([tcasson@globalmethodist.org](mailto:tcasson@globalmethodist.org)). Fill in the highlighted cells. *All amounts should be Annual amounts.* The blue highlighted cells are up to the pastor to elect. We trust that the church and the pastor have all agreed to the amounts entered. The form must be received by December 1st for a January 1st Effective Date. Mid-year changes should be received 15 business days before the effective date to ensure proper billing.


## Report of Compensation and Pastor Elections

Pastor Base Salary: \_\_\_\_\_

Other Regular Taxable Income: \_\_\_\_\_ 

Parsonage Provided? \_\_\_\_\_

Cash Housing Allowance: \_\_\_\_\_ 

Pastor Pension Contribution: \_\_\_\_\_  or \_\_\_\_\_ %

Contribution Type: \_\_\_\_\_

## Summary of Elections

	Annual Amount	Monthly Amount	As Percent
Church's Share: Non-Matching			%
Church's Share: Matching			%
			%
<b>Totals</b>			%

Pension Compensation: